


Name of the Company : LACTOSE INDIA LTD

Script Code, Name of the scrip, class of security :

Quarter ended : 30/06/2015

Partly paid-up shares :-	No. of partly paid-up shares	As a % of total no. of partly paid-up shares	As a % of total no. of shares of the company
Held by promoter/ promoter group		0.00	0.00
Held by public		0.00	0.00
Total	0	0.00	0.00
Outstanding convertible securities	No. of outstanding securities	As a % of total no. of outstanding convertible securities	As a % of total no. of shares of the company, assuming full conversion of the convertible securities
Held by promoter/ promoter group		0.00	0.00
Held by public		0.00	0.00
Total	0	0.00	0.00
Warrants	No. of Warrants	As a % of total no. of Warrants	As a % of total no. of shares of the company, assuming full conversion of warrants
Held by promoter/ promoter group	0	0.00	0.00
Held by public	0	0.00	0.00
Total	0	0.00	0.00
Total paid-up capital of the company, assuming full conversion of warrants convertible securities Total (A+B+C)+ D+E+F)	8419000		100.00


□



Statement Showing Shareholding Pattern

Table (I)(a)


Category Code	Category of Shareholder	Number of Shareholders	Total Number Of Shares	Number of Shares held in Dematerialised form	Total Shareholding as a percentage of total number of shares		Shares Pledged or otherwise encumbered	
					As a Percentage of (A+B)	As a Percentage of (A+B+C)	Number of shares	As a percentage
(I)	(II)	(III)	(IV)	(V)	(VI)	(VII)	(VIII)	(IX)= (VIII)/(IV) *100
(A) Shareholding of Promoter and Promoter Group2								
1. INDIAN								
(a)	INDIVIDUAL / HUF	13	2669578	1535578	31.7090	31.7090	0	0.00
(b)	CENTRAL / STATE GOVERNMENT(S)	0	0	0	0.0000	0.0000	0	0.00
(c)	BODIES CORPORATE	0	0	0	0.0000	0.0000	0	0.00
(d)	FINANCIAL INSTITUTIONS / BANKS	0	0	0	0.0000	0.0000	0	0.00
(e)	ANY OTHERS (Specify)							
(i)	DIRECTORS RELATIVES	0	0	0	0.0000	0.0000	0	0.00
(ii)	GROUP COMPANIES	1	534832	534832	6.3527	6.3527	0	0.00
(iii)	TRUSTS	0	0	0	0.0000	0.0000	0	0.00
SUB TOTAL (A)(1) :		14	3204410	2070410	38.0616	38.0616	0	0.00
2. FOREIGN								
(a)	INDIVIDUAL	0	0	0	0.0000	0.0000	0	0.00
(b)	BODIES CORPORATE	0	0	0	0.0000	0.0000	0	0.00
(c)	INSTITUTIONS	0	0	0	0.0000	0.0000	0	0.00
(d)	QUALIFIED FOREIGN INVESTOR	0	0	0	0.0000	0.0000	0	0.00
(e)	ANY OTHERS (Specify)	0	0	0	0.0000	0.0000	0	0.00
SUB TOTAL (A)(2) :		0	0	0	0.0000	0.0000	0	0.00
Total holding for promoters (A)=(A)(1) + (A)(2)		14	3204410	2070410	38.0616	38.0616	0	0.00
(B) Public shareholding								
1. INSTITUTIONS								
(a)	MUTUAL FUNDS / UTI	0	0	0	0.0000	0.0000	0	0.00
(b)	FINANCIAL INSTITUTIONS / BANKS	4	77920	0	0.9255	0.9255	0	0.00
(c)	CENTRAL / STATE GOVERNMENT(S)	0	0	0	0.0000	0.0000	0	0.00
(d)	VENTURE CAPITAL FUNDS	0	0	0	0.0000	0.0000	0	0.00
(e)	INSURANCE COMPANIES	0	0	0	0.0000	0.0000	0	0.00
(f)	FIIS	0	0	0	0.0000	0.0000	0	0.00



Statement Showing Shareholding Pattern

Table (I)(a)

Category Code	Category of Shareholder	Number of Shareholders	Total Number Of Shares	Number of Shares held in Dematerialised form	Total Shareholding as a percentage of total number of shares		Number of shares	Shares Pledged or otherwise encumbered
					As a Percentage of (A+B)	As a Percentage of (A+B+C)		
(I)	(II)	(III)	(IV)	(V)	(VI)	(VII)	(VIII)	(IX)= (VIII)/(IV) *100
(g)	FOREIGN VENTURE CAPITAL INVESTORS	0	0	0	0.0000	0.0000	0	0.00
(h)	QUALIFIED FOREIGN INVESTOR	0	0	0	0.0000	0.0000	0	0.00
(i)	ANY OTHERS (Specify)	0	0	0	0.0000	0.0000	0	0.00
SUB TOTAL (B)(1) :		4	77920	0	0.9255	0.9255	0	0.00
B 2. Non-institutions								
(a)	BODIES CORPORATE	80	103421	86954	1.2284	1.2284	0	0.00
(b)	INDIVIDUAL							
(i)	(CAPITAL UPTO TO Rs. 1 Lakh)	16798	3759267	794390	44.6522	44.6522	0	0.00
(ii)	(CAPITAL GREATER THAN Rs. 1 Lakh)	15	449614	354614	5.3405	5.3405	0	0.00
(c)	QUALIFIED FOREIGN INVESTOR	0	0	0	0.0000	0.0000	0	0.00
(d)	ANY OTHERS (Specify)							
(i)	TRUSTS	0	0	0	0.0000	0.0000	0	0.00
(ii)	CLEARING MEMBER	8	4580	4580	0.0544	0.0544	0	0.00
(iii)	DIRECTORS RELATIVES	0	0	0	0.0000	0.0000	0	0.00
(iv)	EMPLOYEE	0	0	0	0.0000	0.0000	0	0.00
(v)	NON RESIDENT INDIANS (NRI)	10	819788	39788	9.7374	9.7374	0	0.00
(vi)	OVERSEAS BODIES CORPORATES	0	0	0	0.0000	0.0000	0	0.00
(vii)	UNCLAIMED SUSPENSE ACCOUNT	0	0	0	0.0000	0.0000	0	0.00
SUB TOTAL (B)(2) :		16911	5136670	1280326	61.0128	61.0128	0	0.00
Total Public Shareholding (B)=(B)(1) + (B)(2)		16915	5214590	1280326	61.9384	61.9384	0	0.00
Total (A) + (B) :		16929	8419000	3350736	100.0000	100.0000	0	0.00
(C) Shares held by Custodians and against which Depository Receipts have been issued								
(i)	Promoter and Promoter Group	0	0	0	0.0000	0.0000	0	0.00
(ii)	Public	0	0	0	0.0000	0.0000	0	0.00
SUB TOTAL (C)(1) :		0	0	0	0.0000	0.0000	0	0.00



Grand Total (A) + (B) + (C) 16929 8419000 3350736 100 100.0000 0 0.00

NOTES :

1) NAME, NUMBER OF SHARES HELD & PERCENTAGE OF ENTITIES / PERSONS HOLDING MORE THAN 1% OF THE TOTAL SHARES OF THE COMPANY IS AS PER ANNEXURE

(I)(b) Statement showing holding of securities (including shares, warrants, convertible securities) of persons belonging to the category "Promoter and Promoter Group"

Sr.No	Name of the Shareholder	Total shares held		Encumbered shares (*)			Details of warrants		Details of convertible securities		Total shares (including underlying shares assuming full conversion of warrants and convertible securities) as a % of diluted share capital
		Number of shares	As a % of grand total (A)+(B)+(C)	Number	As a percentage	As a % of grand total (A)+(B)+(C) of sub-clause (I)(a)	Number of warrants held	As a % total number of warrants of the same class	Number of convertible securities held	As a % total number of convertible securities of the same class	
(I)	(II)	(III)	(IV)	(V)	(VI)=(V)/(III)* 100	(VII)	(VIII)	(IX)	(X)	(XI)	(XII)
1	SANGITA MAHESHWARI	663410	7.8799	0	0.00	0.00	0	0	0	0	0
2	ATUL MAHESHWARI	620000	7.3643	0	0.00	0.00	0	0	0	0	0
3	MADHUSHA PROJECTS PRIVATE LIMITED	534832	6.3527	0	0.00	0.00	0	0	0	0	0
4	SANGITA MAHESHWARI	361500	4.2939	0	0.00	0.00	0	0	0	0	0
5	MADHU SHYAMSUNDER TOSHNIWAL	357558	4.2470	0	0.00	0.00	0	0	0	0	0
6	ATUL MAHESHWARI	226010	2.6845	0	0.00	0.00	0	0	0	0	0
7	PUSHPA SURAJ MAHESHWARI	153420	1.8223	0	0.00	0.00	0	0	0	0	0
8	MADHU TOSHNIWAL	152500	1.8114	0	0.00	0.00	0	0	0	0	0
9	ATUL MAHESHWARI	50000	0.5939	0	0.00	0.00	0	0	0	0	0
10	SHYAM SUNDER TOSHNIWAL	22010	0.2614	0	0.00	0.00	0	0	0	0	0
11	MADHUBALA TOSHNIWAL	20410	0.2424	0	0.00	0.00	0	0	0	0	0
12	SANGITA MAHESHWARI	20200	0.2399	0	0.00	0.00	0	0	0	0	0
13	YASHVARDHAN MAHESHWARI	15360	0.1824	0	0.00	0.00	0	0	0	0	0
14	SANDEEP TOSHNIWAL	7200	0.0855	0	0.00	0.00	0	0	0	0	0
TOTAL :		3204410	38.0616	0	0.00	0.0000	0	0	0	0	0

PRINTED ON : 04/07/2015

PAGE NO : 1



(l)(c)(i) Statement showing holding of securities (including shares, warrants, convertible securities) of persons belonging to the category "Public" and holding more than 1% of the total number of shares.

Sr.No	Name of the shareholder	Number of shares	Shares as a percentage of total number of shares {i.e., Grand Total (A) +(B)+(C) indicated in Statement at para (I) (a) above}	Details of warrants		Details of convertible securities		Total shares (including underlying shares assuming full conversion of warrants and convertible securities) as a % of diluted share capital
				Number of warrants	As a % total number of warrants of the same class	Number of convertible securities held	% w.r.t. total number of convertible securities of the same class	
1	INDU KASAT	780000	9.2648	0	0	0	0	0
2	J N MORE	95000	1.1284	0	0	0	0	0
TOTAL :		875000	10.3932	0	0	0	0	0

Printed Date : 7/4/2015


PAGE NO :

1

(l)(c)(ii) Statement showing holding of securities (including shares, warrants, convertible securities) of persons (together with PAC) belonging to the category "Public" and holding more than 5% of the total number of shares of the company.

SR.NO	Name	Number of shares	Shares	Per	Details of warrants		Details of convertible securities		Total shares (including underlying shares assuming full conversion of warrants and convertible securities) as a % of diluted share capital
					Number of warrants held	As a % total number of warrants of the same class	Number of convertible securities held	% w.r.t. total number of convertible securities of the same class	
1	INDU KASAT	780000	780000	9.2648	0	0	0	0	0
TOTAL :		780000	780000	9.2648	0	0	0	0	0

Printed Date : 7/4/2015



(I)(d)

Statement showing details of locked-in shares

AS ON : 30/06/2015

Sr No	Name of the shareholder	Number of locked-in shares	Locked-in shares as a percentage of total number of shares (i.e., Grand Total (A)+(B)+(C) indicated in Statement at para (I)(a) above)	Promoter / Promoter Group / Public
1	ATUL MAHESHWARI	620000	7.36	Promoter / Promoter Group
2	SANGITA MAHESHWARI	361500	4.29	Promoter / Promoter Group
3	MADHU TOSHNIWAL	152500	1.81	Promoter / Promoter Group
TOTAL:		1134000	13.4695	

(II)(a)

Statement showing details of Depository Receipts (DRs)

Sr.No.	Type of Outstanding DR (ADRs,GDRs,SDRs etc.)	No of Outstanding DRs.	No of Shares underlying outstanding DRs.	Shares underlying outstanding DRs as a Percentage of total number of shares (i.e Grand Total (A)+ (B) + (C) Indicated in statement at para(I) (a) above)
1	GDRs			
TOTAL :				



(II) (b) Statement showing holding of Depository Receipts (DRs) , where underlying shares held by 'promoter / promoter group ' are in excess of 1% of the total number of shares.

Sr.No.	Name of the DR Holder	Type of Outstanding DR (ADRs,GDRs,SDRs etc.)	No.of Shares underlying outstanding DRs.	Shares underlying outstanding DRs as a Percentage of total number of shares (i.e Grand Total (A)+(B)+(C) Indicated in statement at Para (I) (a) above)
1				
TOTAL :				

